




British Council East Asia Pre-Departure Briefing
Study UK Readiness – What happens next?
Louise Tracey and Katy Fair

Your offer

-  
 - ✓ Check your offer: Conditional or Unconditional
 - ✓ Conditional offer: what documents are still required?
 - ✓ Unconditional offer: any additional requirements, still check

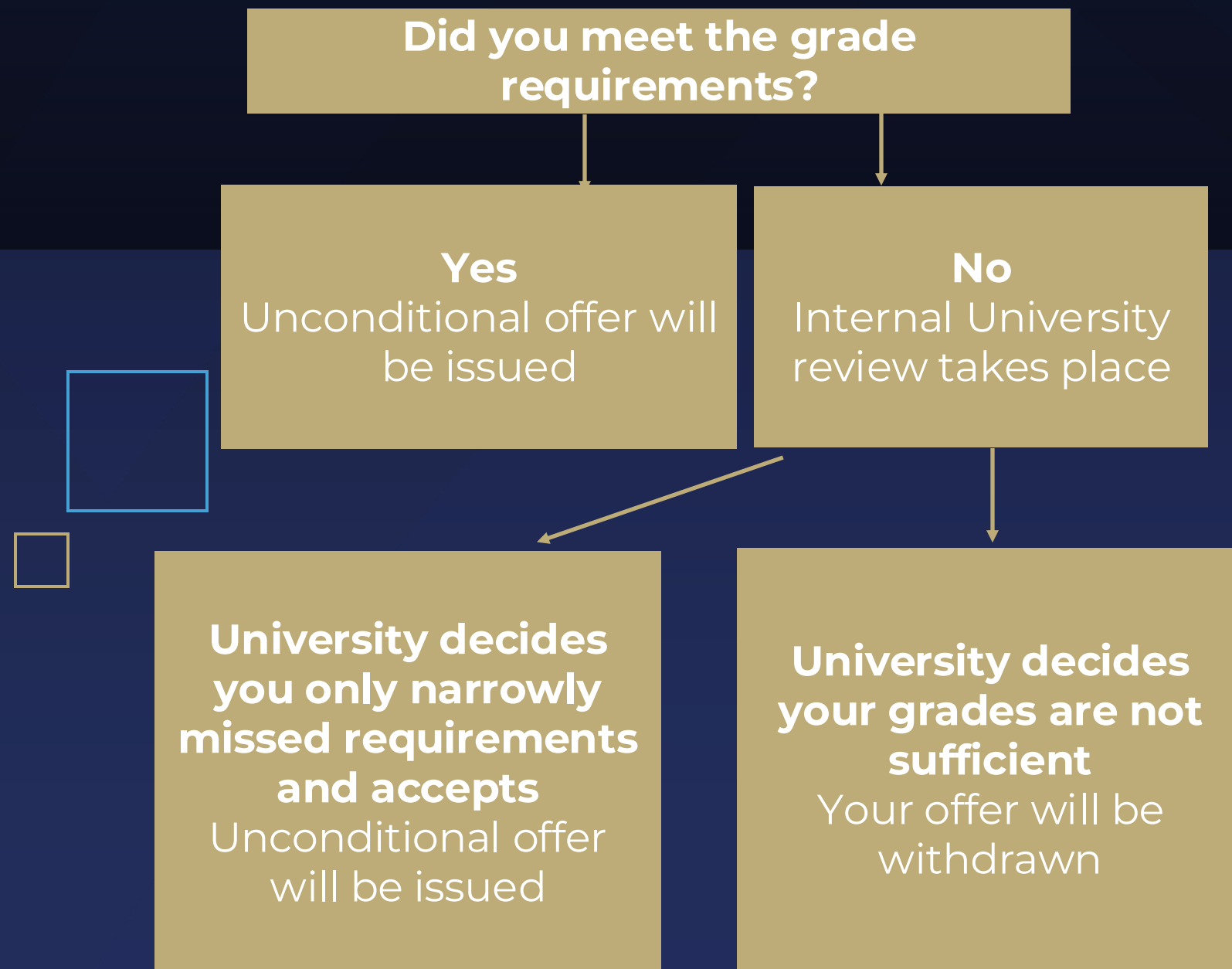
What to check:

- ☐ Is there a deadline to meet offer conditions
- ☐ How does the University want you to submit documents?
- ☐ Are any translations required?
- ☐ Is there a deadline to accept or decline the offer?



What if I miss my offer conditions?

Each University will receive your grade and consider:



Clearing

- Clearing is how universities fill any places they still have on their courses
- Clearing opens on UCAS from the 5th July 2025
- Not all Universities or degree programmes will be available in Clearing
- Check directly with a University on your eligibility to apply through Clearing
- Sign up to universities' Clearing service or Clearing alerts


ACCOMMODATION

- ✓ When can you apply for accommodation: at conditional or unconditional stage?
- ✓ What type of accommodation is available to you?
- ✓ Catered, self catered, studio, shared, en-suite
- ✓ Budget vs accommodation costs


What to check:

- ☐ Guarantee policy
- ☐ Guarantee deadline dates
- ☐ What's included in the rent and what will you need to bring
- ☐ Is a deposit or advanced rent payment required?


Deposits, tuition fees and finances




- Tuition fee information will be included in your offer letter.
- Look out for any deposit payment requirements to secure your place or to receive your visa documents.
- Not all universities will require a deposit
- Self-funded students: fee instalment plans
- Sponsor/funded students: sponsor letter requirements



CAS requirement



- Typically, cannot be requested until you hold an unconditional offer
- Check for any deposit requirement to receive the CAS
- Ensure your personal details are correct on the University application and that they match your passport
- Check how to request your CAS: automated system? Email to Admissions or Visa Team?
- Be aware of peak processing times: likely July – August.



TRAVELLING TO THE UK


- Consider purchasing a flexible air fare to allow for changes in case of visa delays
- 15 international airports in the UK with good links by road, rail and air to your destination
- Low budget airlines for travel within UK and Europe: EasyJet and Ryanair
- Rail fares across the UK: www.trainlines.com
- Check UKVI for information about what documents to bring in your hand luggage
- Arrange your travel from the airport to your accommodation, check if your university provides airport pick-up.




TRAVELLING TO THE UK AND SETTLING IN

- Organise your packing list
- There are low-cost options for buying essentials in the UK so you can pack light
- Arrive in time for welcome week
- Schedule your welcome/fresher's week activities
- Check out University support services like health and wellbeing, sports, student activities, English language and careers
- Collect your BRP
- Open your bank account
- Register with the GP/Doctor

Welcome week checklist



- ☐ Attend international student orientation and other campus introduction sessions
- ☐ Collect your student ID
- ☐ Collect your timetable and sign-up for courses
- ☐ Join student clubs and societies
- ☐ Get a UK SIM card to stay connected
- ☐ Apply for a National Insurance Number (if you plan to work)
- ☐ Familiarise yourself with public transport and seek student passes
- ☐ Learn the local area (supermarket, shops, bus stops)
- ☐ Identify who to contact in emergencies
- ☐ Stay in touch with family





Remember, everyone is in a similar position to you. **Be brave, start conversations and make new friends.**

THANK YOU

 **BUILA**